



March 10–15, 2024 * **SONORAN SUNRISE RALLY** * Benson, Arizona



Twenty-five rigs and 48 members (including 19 first-time attendees) made their way to Butterfield RV Resort and Observatory in Benson, Arizona, for the Spring 2024 DRVC Rally. Beautiful weather — warm days, cool nights — provided perfect conditions for those taking advantage of the on-site observatory to view the evening skies.

SONORAN SUNRISE RALLY HIGHLIGHTS

The Diesel RV Club kicked off its 20th anniversary year at its spring rally in Benson, Arizona. Highlights included:

- ◆ Bob Nilson entertained the group with tales of the Benson Area Wild West and History.
- ◆ Representatives from the Benson Police Department were present to answer questions following a video on Truckers Against Trafficking (TAT), now recruiting all

drivers to be alert, be aware, and say something if they see something. Everyone should download the TAT app for educational materials, guidelines on when to call, and whom to call if you see something suspicious. The U.S. National Human Trafficking Hotline is 888-3737-888 (purposely listed this way to help folks remember).

(Continued on page 4)



BOARD OF DIRECTORS

President

Donald “Dee” Blocker

Senior VP

Vacant

VP Membership

Pam Stalnaker

VP Publications

Cathy Good

VP Technical

Vacant

Secretary

Bo Fines

Treasurer

Steve Hedden

National Director

Ken Carpenter

Alternate National Director

Dave Good

Nominating Committee

Dee Blocker, Bo Fines,
and Kevin Stalnaker

ON THE WEB

www.dieselvclub.org

and


forum.dieselvclub.org

FACEBOOK

[www.facebook.com/groups/
DieselRVClub/](http://www.facebook.com/groups/DieselRVClub/)

Contents

Sonoran Sunrise Rally Highlights	1, 4
Contents, Officers, Legal	2
The Officer’s Corner	3
The RVer’s Prayer	3
Do You Have a Spare?	5
June 14 is Flag Day – Flag Etiquette.....	6–7
Calling All Members	7
DRVC Nominating Committee Report	8
Tip of the Day.....	8
Cruisin’ the Coast Oregon Adventure Rally	9
FCOC/DRVC/FMA Super Rally a Success	9
Cruisin’ the Coast Oregon Adventure Schedule	10–11
Rose Parade 2025	12
Diesel RV Club 20-Year Recognition.....	13
Diesel RV Club FAQs	14
DRVC Membership Enrollment Form	15
DRVC Affiliates	16
Valued Partners List	17–19



Issue 66, Summer 2024 — Diesel RV Club “Travelore” is a publication of the Diesel RV Club, 3916 N Potsdam Ave. PMB 1107, Sioux Falls, SD 57104-7048. The Editor is Cathy Good, who can be contacted via email at vp-publishing@dieselvclub.org. The editor of “Travelore” reserves the right to edit or modify any material submitted for publication. Reproduction in whole or in part including photocopy, except for personal use, is prohibited without the expressed, written permission of the Publisher. Diesel RV Club is not responsible for any liability arising from errors, omissions, or mistakes contained herein. End users should read with caution, especially with respect to technical information.

THE OFFICER'S CORNER

From Dee Blocker, President



It is time for the summer travel season. I hope everyone has made plans to spend some time this summer traveling our great country.

Make sure to give the RV a thorough going over before hitting the road. We are still without our coach, so our travel plans are in limbo. The needed wiring harness has been located (so I am being told). We are cautiously optimistic

about going to The Mill Casino Hotel & RV Park in Coos Bay, Oregon, August 4–10 for the DRVC rally and then to Redmond, Oregon, August 14–17 for the FMCA 109th International Convention & RV Expo. If you haven't done so already, get signed up if you are able to attend. That part of the country is worth the visit and the rallies should be a lot of fun.

If your RV insurance is due, it's time to shop around. Don't forget to check with **Overland Insurance Services** (please use the link on the ad on page 16, or let them know you are a DRVC member). They may be able to find you a better price than your current provider, and as an Affiliate Partner, your Diesel RV Club will benefit if you purchase your insurance through them. Be sure to check out all the potential savings available through our Valued Partners and Affiliate Partners, listed on pages 17–19.

We are always looking for folks to participate in the club as officers and as rally hosts. Please consider getting involved.

Safe travels to all of you.

Dee



THE RVER'S PRAYER

God bless our traveling home,
And guide us wherever we roam.

Help us find the roads we seek,
and please don't let the plumbing leak.

Save us, please, from engine trouble,
and mechanics who would charge us double.

As we travel on our way,
bless us with sunshine every day.

And while you're watching over all,
could you let fuel prices fall?

Lead us toward good food and friends,
and when at last our journey ends;

Grant our rolling home sweet rest,
until the next endurance test.

Author unknown

CRUISIN' THE COAST OREGON ADVENTURE

The Mill Casino • Hotel
RV Park
On Coos Bay, Oregon

- Tech and craft sessions
- Lifestyle presentations
- Owner roundtable
- Activities
- Free time
- Good company

DRVC SUMMER RALLY AUGUST 4-10, 2024

Wherever you're going this summer...

Join us for the journey!

(Continued from page 1)

- ◆ Updated technical seminars on RV maintenance, as well as an owners' roundtable for rig-related Q&A and show and tell, were presented by Steve Bertling and Ken Carpenter.
- ◆ The 50/50 Fundraiser (plus a basket donated at the FMCA Convention) resulted in a DRVC contribution of \$430 for the selected charity: Candlelighters Childhood Cancer Foundation of Southern Arizona.
- ◆ Crafts included a diamond painting project (all butterflies were completed!) and wine glass screen covers.
- ◆ Games: We had beautiful weather for our Bean Bag Baseball tournament. Indoor games included The Price is Right and Left/Right/Center.
- ◆ FMCA President Gary (and Glenda) Milner stopped by. Gary helped officiate Bean Bag Baseball, and Glenda talked about Go Bags—the importance of having one,



The Outlaws came out on top of the A Team, the Bean Bag Bombers, and the Dodgers to win the Bean Bag Tournament. The winning team members were: Mandy Canales, Karen Rogers & Lamar Keck, Dave & Cathy Good, Janet Bauer, George Raney, and Glenda Milner.



Andy Hershey and John Hall entertained with a country music show. They took lots of requests, and were able to perform almost all of the requested songs.

and what to put in it—and served as Captain of the Outlaws, the Bean Bag Baseball champions.

- ◆ Evening entertainment on Thursday was provided by Andy Hershey and John Hall.
- ◆ There was plenty of time to relax and socialize, make new friends, and catch up on the goings on of old friends, and ample time was allotted for exploring the area, including a Poker Run in nearby Tombstone.
- ◆ And let's not forget the Observatory! A nightly program allowed a chance for all interested parties to participate. The Observatory at Butterfield RV Resort features a Meade LX-200 GPS 16-inch Schmidt-Cassegrain telescope. This university-quality installation is housed in a 15' diameter electrically operated dome. Butterfield staff shared their knowledge as we viewed Jupiter and its moons, stars, star clusters, a nebula, and even another galaxy far, far away—quite the experience. Awesome!



Dave Good peeks through the telescope at the observatory, aimed at one of the stars in the Big Dipper.

DO YOU HAVE A SPARE?

No, I don't mean a tire, although you might consider it if you have available cargo space. We regularly mention the importance of carrying spare filters, belts, and the correct fluids for your rig. There are a few additional items to consider keeping on hand, especially if you are planning a long trip or one through more isolated areas where the nearest mechanic may be hours away and the availability of the correct parts can be iffy. So here is more about those basics, along with a few more suggestions:

Belts: Know how many you have and the part number(s). Many newer motorhomes have one serpentine belt, but older rigs may have more. Carry spares, coiled – not folded or bent – and stored in a vacuum-sealed or zipped plastic bag to minimize exposure of the rubber belt to the air to extend shelf life. Check periodically to ensure they are still in good condition. Consider carrying a serpentine replacement tool as not all those pulleys are easy to reach. Contact your chassis and/or rig manufacturer (you'll need your VIN) and obtain the proper belt routing. If you can, you might also determine the routing and part number for a shorter belt that bypasses the air conditioner compressor, as the compressor freezing up is one common cause of throwing a belt.

Radiator hoses: Don't forget hose clamps and the correct coolant (most do NOT use the same fluids as your car). Also handy is a long, flexible funnel to refill the reservoir.

Filters: Fuel filter(s) for sure, and many rigs have both a fuel-water separator and a fuel filter. A small container of fuel to prefill the fuel filter – block the center hole to avoid filling the filter with unfiltered fuel – before installing. Carry an oil filter and extra oil of the correct type and viscosity for your engine. Don't forget a good filter wrench.

Freshwater pump: No one wants to be without water. We seem to go through water pumps regularly and have been known to carry more than one spare. It is very frustrating to have ample water in your freshwater tank and no convenient way to use it.

Transfer fluid: If you have an Aquahot (or Oasis or similar system), you might need transfer fluid, maybe a spare nozzle, and perhaps a fuel filter for your system (in case you get bad fuel).

Tires: The earlier mention was tongue-in-cheek—sort of—but some folks carry a spare tire (it may not be mounted on a rim, but they have a tire) and the big torque wrench required to change it. In an emergency, changing a tire can get you going until you can get to a service center. Having a spare might be worth considering if you have odd-sized tires that are not readily available. If your wheels require a hub cover wrench, it should have come with your rig. You should probably get one if you don't have it or don't know

where it is. They are relatively inexpensive, and even if you are having roadside service change your tire, you may need to provide the hub cover wrench. Don't forget to carry a good tire pressure gauge.

DEF: If your rig requires DEF, keep a jug on hand because you do not want to run out. You must use and replace your spare DEF fluid periodically as it has a limited shelf life.

Miscellaneous: Fuses, bulbs, windshield wiper blades, an extra set of keys for the rig (perhaps stored in the toad) and for the toad (stored in the rig), and any other small items that facilitate minor repairs.

Consider these items that are not spare parts: A brush and squeegee for the windshield. An air hose, long enough to tap into the connection in front and reach all wheels, along with the appropriate air chuck. Electrical contact cleaner (e.g., DeoxIT 5%) – always our first 'go to' for anything electrical is checking connections to clean and tighten. Tape: electrical tape, EternaBond tape (for sealing roof leaks and exterior perforations), and Gorilla tape (alternative to duct tape), just because. Have at least a basic mechanics tool set on board.

If you are not a mechanic or cannot do repairs yourself, you may think some of these items are of little value to you, but having the correct parts is halfway to getting back on the road, and good Samaritans might not come equipped with everything that is needed.



JUNE 14 IS FLAG DAY — FLAG ETIQUETTE

Standards of Respect

The Flag Code, which formalizes and unifies the traditional ways in which we give respect to the flag, also contains specific instructions on how the flag is not to be used. They are:

- ★ The flag should never be dipped to any person or thing. It is flown upside down only as a distress signal.
- ★ The flag should not be used as a drapery, or for covering a speaker's desk, draping a platform, or for any decoration in general. Bunting of blue, white and red stripes is available for these purposes. The blue stripe of the bunting should be on the top.
- ★ The flag should never be used for any advertising purpose. It should not be embroidered, printed or otherwise impressed on such articles as cushions, handkerchiefs, napkins, boxes, or anything intended to be discarded after temporary use. Advertising signs should not be attached to the staff or halyard.
- ★ The flag should not be used as part of a costume or athletic uniform, except that a flag patch may be used on the uniform of military personnel, fireman, policeman and members of patriotic organizations.
- ★ The flag should never have placed on it, or attached to it, any mark, insignia, letter, word, number, figure, or drawing of any kind.
- ★ The flag should never be used as a receptacle for receiving, holding, carrying, or delivering anything.
- ★ When the flag is lowered, no part of it should touch the ground or any other object; it should be received by waiting hands and arms. To store the flag it should be folded neatly and ceremoniously.
- ★ The flag should be cleaned and mended when necessary.
- ★ When a flag is so worn it is no longer fit to serve as a symbol of our country, it should be destroyed by burning in a dignified manner.

Note: Most American Legion Posts regularly conduct a dignified flag burning ceremony, often on Flag Day, June 14th. Contact your local American Legion Hall and inquire about the availability of this service.

Displaying the Flag Outdoors

When the flag is displayed from a staff projecting from a window, balcony, or a building, the union should be at the peak of the staff unless the flag is at half staff.

When it is displayed from the same flagpole with another flag—of a state, community, society or Scout unit—the flag of the United States must always be at the top except that

the church pennant may be flown above the flag during church services for Navy personnel when conducted by a Naval chaplain on a ship at sea.

When the flag is displayed over a street, it should be hung vertically, with the union to the north or east. If the flag is suspended over a sidewalk, the flag's union should be farthest from the building.

When flown with flags of states, communities, or societies on separate flag poles which are of the same height and in a straight line, the flag of the United States is always placed in the position of honor - to its own right.

- ★ The other flags may be smaller but none may be larger.
- ★ No other flag ever should be placed above it.
- ★ The flag of the United States is always the first flag raised and the last to be lowered.

When flown with the national banner of other countries, each flag must be displayed from a separate pole of the same height. Each flag should be the same size. They should be raised and lowered simultaneously. The flag of one nation may not be displayed above that of another nation.

Raising and Lowering the Flag

The flag should be raised briskly and lowered slowly and ceremoniously. Ordinarily it should be displayed only between sunrise and sunset. It should be illuminated if displayed at night. The flag of the United States of America is saluted as it is hoisted and lowered. The salute is held until the flag is unsnapped from the halyard or through the last note of music, whichever is the longest.

Displaying the Flag Indoors

When on display, the flag is accorded the place of honor, always positioned to its own right. Place it to the right of the speaker or staging area or sanctuary. Other flags should be to the left. The flag of the United States of America should be at the center and at the highest point of the group when a number of flags of states, localities, or societies are grouped for display.

When one flag is used with the flag of the United States of America and the staffs are crossed, the flag of the United States is placed on its own right with its staff in front of the other flag.

When displaying the flag against a wall, vertically or horizontally, the flag's union (stars) should be at the top, to the flag's own right, and to the observer's left.

Parading and Saluting the Flag

When carried in a procession, the flag should be to the right of the marchers. When other flags are carried, the flag of the

(Continued on page 7)

(Continued from page 6)

United States may be centered in front of the others or carried to their right. When the flag passes in a procession, or when it is hoisted or lowered, all should face the flag and salute.

The Salute

To salute, all persons come to attention. Those in uniform give the appropriate formal salute. Citizens not in uniform salute by placing their right hand over the heart and men with head cover should remove it and hold it to left shoulder, hand over the heart. Members of organizations in formation salute upon command of the person in charge.

The Pledge of Allegiance and National Anthem

The pledge of allegiance should be rendered by standing at attention, facing the flag, and saluting. When the national anthem is played or sung, citizens should stand at attention and salute at the first note and hold the salute through the last note. The salute is directed to the flag, if displayed, otherwise to the music.

The Flag in Mourning

To place the flag at half staff, hoist it to the peak for an instant and lower it to a position half way between the top



and bottom of the staff. The flag is to be raised again to the peak for a moment before it is lowered. On Memorial Day the flag is displayed at half staff until noon and at full staff from noon to sunset. The flag is to be flown at half staff in mourning for designated, principal government leaders and upon presidential or gubernatorial order.

When used to cover a casket, the flag should be placed with the union at the head and over the left shoulder. It should not be lowered into the grave.

CALLING ALL MEMBERS

Want to get a free year's membership?

What do you get out of belonging to the Diesel RV Club? Don't you think some of your RVing friends would benefit from belonging, too? Tell them about us. The best way for the club to get new members is by a current member inviting someone to join. The next time you meet someone at the campground who has a diesel, tell them about us and get your next year's membership paid when they join!

Current members are our best recruiters!

DRVC NOMINATING COMMITTEE REPORT

MAY 24, 2024

Your Nominating Committee report last year highlighted the difficulty experienced in filling officer roles. FMCA has revised guidelines reducing the number of officers required to make it easier to find replacements. Duties of officers are being combined and, in some cases, roles have been eliminated. Accordingly, the Nominating Committee has recommended the following changes, both of which are incorporated in the proposed changes to the Bylaws and Standing Rules to be submitted for approval at the 2024 Business Meeting:

- Combine the duties of VP Rally Coordinator into those of the Senior Vice President.
- Eliminate the roles of VP Rally Coordinator and VP Technical.

Recruiting chapter officers is a very personal activity and current officers are not in the best position to be aware of members interested in enhancing the club through active participation. The rewards for non-paid service come in knowing you help fellow RVers climb the learning curve and better enjoy our activities and rallies. The Committee recently emailed a Nomination Form for use in submitting candidates for consideration.



CALL RV GLASS SOLUTIONS!

UP TO **\$175** OFF YOUR
RV WINDSHIELD REPLACEMENT

discount code: DRVC
888.777.6778
www.rvglassexperts.com



✓3000 locations ✓nationwide warranty ✓lowest price guarantee

Club Officers serve a two-year term. The terms of office are staggered to ensure continuity of Club stewardship. Up for election/re-election in even years are: President, VP Membership, Secretary, & National Director.

The Nominating Committee proposes the following candidates for the offices indicated for two-year terms ending in 2026:

- President – Donald (Dee) Blocker, incumbent.
- VP Membership – Pam Stalnaker, incumbent.
- Secretary – George Raney.
- National Director – Dave Good, formerly Alternate National Director.

The Committee was unsuccessful in recruiting a candidate for the office of Senior Vice President.

The Nominating Committee proposes the following members for service on the 2024–2025 Nominating Committee: Dee Blocker, George Raney, and Ken Carpenter.

Respectfully submitted by the 2023–2024 Nominating Committee.

Dee Blocker, Chairman
Bo Fines
Kevin Stalnaker

TIP OF THE DAY

Use the following approach to determining what to store in the RV:

- If it has not been used in six months — it doesn't need to be in the rig
- If used between 2 and 6 months ago — put it in a less convenient location
- If used within the last 2 months — make it easy to reach

Connect with Diesel RV Club via the Internet

Website:
www.dieselveclub.org

Facebook:
www.facebook.com/groups/DieselRVClub/



CRUISIN' THE COAST OREGON ADVENTURE

DRVC SUMMER RALLY

AUGUST 4-10, 2024

Five nights camping with full hookups at
The Mill Casino Hotel & RV Park in Coos Bay, Oregon.

Four continental breakfasts and four dinners. Three days for technical seminars, craft sessions, lifestyle presentations, and an owner roundtable. Precedes FMCA's 109th International Convention & RV Showcase in Redmond, Oregon, August 14–17, 2024. Interior back-in or pull-through sites included in the rally fee. Optional bay view sites may be available for an additional fee — must be arranged with The Mill Casino.


Rally Masters: Ken and Lida Carpenter; Co-Rally Masters: George and Pam Raney

➔ **Register at www.dieselrvclub.org, under Events** ←

FCOC / DRVC / FMA SUPER RALLY A SUCCESS



The Diesel RV Club was well represented at the SUPER RALLY held in Yuma, Arizona, on April 8-12, 2024. The rally was jointly planned by the Freightliner Chassis Owners Club, the Diesel RV Club (a chapter of FMCA), and Fleetwood Motorhome Association. Fun times. Looking forward to the next SUPER RALLY, tentatively planned for September 2025.



CRUISIN' THE COAST



FMCA
Your RVing Family

OREGON ADVENTURE

Preliminary Activity Schedule

Sunday, August 4, 2024

- 3:00 PM Welcome to The Mill Casino — Registration, Check-In, and Sign-ups
- 4:30PM Happy Hour (BYOB) and Get Acquainted Time
FaceBook Travel Scavenger Hunt Contest Judging
- 5:30PM Photos Taken for Rally Album — Bring Your Smiles.
- 6:00PM Dinner: Meal Plans TBD
**Note: Bring your own meal service (plates and utensils). Applies to all meals.*
- 7:00PM Evening Program — Coos Bay History


Monday, August 5

- 8:00AM Continental Breakfast
- 9:00AM What You Need to Know About Maintaining Your RV — Technical Seminar
- 9:00AM Lifestyle/Craft Session — Discussion Guide
- 12:00PM Lunch on Your Own
- 1:00PM-2:00PM Diesel RV Club Annual Business Meeting
- 2:00PM Free to explore Oregon attractions
- 5:00PM Happy Hour (BYOB), 50/50 Ticket sales for (Charity TBD)
- 5:45PM Group Photo
- 6:00PM Dinner: TBD
- 7:00PM Evening Activity — The "Price is Right"
- 8:30PM 50/50 Drawing & Door prizes

Tuesday, August 6

- 8:00AM Continental Breakfast
- 9:00AM Technical Seminar — More on Maintenance
- 9:00AM Lifestyle/Craft
- 12:00PM Lunch on Your Own
- 1:00PM Bean Bag Baseball
- 3:30PM Free Time
- 5:00PM Happy Hour & 50/50 Ticket sales for TBD
- 6:00PM Dinner: TBD
- 7:00PM 50/50 Drawing for Winner & Whoops Sharing
- 7:15PM Activity: Left, Right, Center

(Continued on page 11)



CRUISIN' THE COAST



FMCA

Your RVing Family

OREGON ADVENTURE

Preliminary Activity Schedule

(Continued from page 10)

Wednesday, August 7

Free Day	BREAKFAST, LUNCH & DINNER ON YOUR OWN
Poker Run	Poker Run
5:00PM	Ice Cream Social & Happy Hour (BYOB)

Thursday, August 8

8:00AM	Continental Breakfast
9:00AM	Owner's Roundtable, Show & Tell, and Q&A — All Topics Rig Related
9:00AM	RVing Lifestyle — Roundtable — Bucket Lists, Show & Tell
12:00PM	Lunch on Your Own
3:30PM	Social Time (BYOB): Enjoy Some Munchies, get 50/50 Tickets for TBD
6:00PM	Dinner: TBD
6:45PM	50/50 Drawing, Bean Bag Baseball Prizes and Prize Drawings
7:00PM	Evening Activity — Live Entertainment
8:00PM	

Friday, August 9

7:30AM	Continental Breakfast — AND FINAL GOODBYES — SAFE AND HAPPY ADVENTURES — THANK YOU FOR ATTENDING
9:00AM	CLOSE FOR END OF RALLY

Rose Parade 2025

Dec 28, 2024 – Jan 2, 2025
Pasadena, CA

Join us for SOI's
46th Anniversary Party

- > Premium Rose Parade Reserved Seats, including Program
- > Day at Santa Anita Race Track; dining at the Frontrunner Club
- > Dinner and History at the San Antonio Winery
- > New Year's Eve Party with Dinner, an Open Bar, and Dancing to the Crown City Dixie Land Band
- > 8 Catered Meals plus 2 Restaurant Dining Experiences
- > 5 Nights RV Parking; 6 Days of Activities
- > 30 Amp Generated Power
- > Water Available & Dump Included
- > Coach Transportation for all events
- > All RV's Welcome
- > Band Fest
- > Huntington Library & Botanical Gardens
- > Hotel Option (Contact Us)

Work on the Sierra Madre Float!

Rosemont Float Building Viewing

44 Years of bringing you the best of the Rose Parade!

Join the FMCA chapter with the most experience in presenting the spectacular Rose Parade Rally! Spend less time on the bus with SOI's great location. We bring you the best of the area's attractions, while saving you money and getting you the BEST SEATS for the Rose Parade. Don't miss out!

RALLY COST:
2 people in a rig - \$3,285
1 person in a rig - \$2,175
Extra person - \$1,110

Zelle or Venmo accepted

*SOI Chapter Members Receive a \$50.00 discount on final invoice for 2 in a Rig, 1 person in a Rig receives a \$25 discount
*Full refund up to 60 days prior to Rally Day

Experienced Staff, Best Seats, Best Location

Bucket List

For more information:
(209) 815-1837 or
Paul@soiclub.com



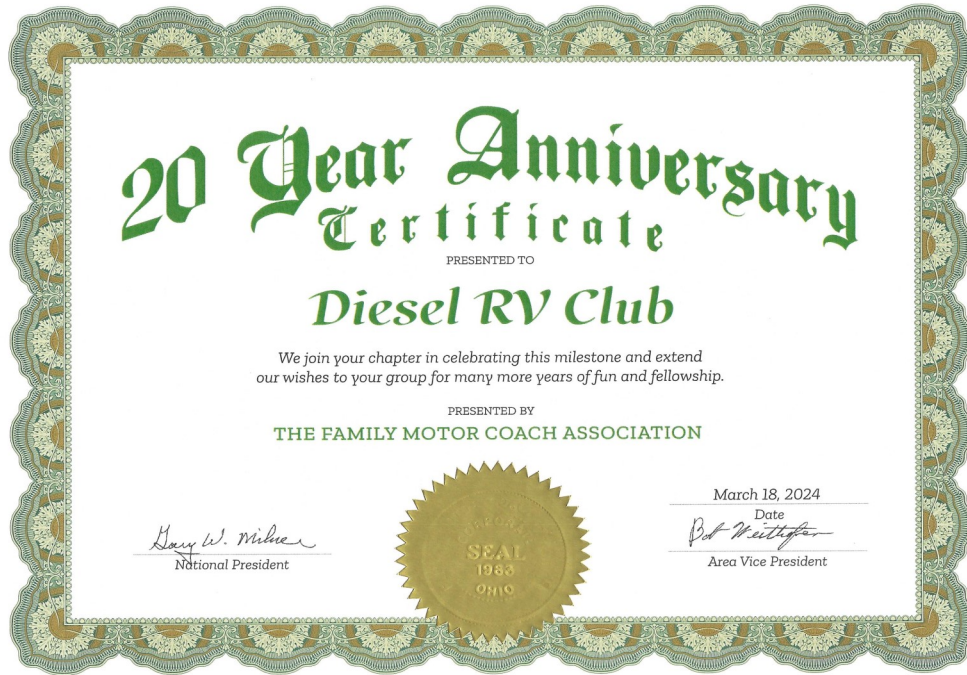
Rally details and registration:
soiclub.com

The SOI Motorhome Club is a non-profit group of RV owners (a chapter of FMCA) made up entirely of volunteers.

Diesel RV Club chapter members will receive \$50 OFF their final invoice
<https://www.soiclub.com/ProductDetails.asp?ProductCode=25RoseParade>

Reserve Now!

Best price for the Most fun!
\$500 reserves your adventure



DIESEL RV CLUB 20-YEAR RECOGNITION

FMCA formally recognized the Diesel RV Club’s 20 Year Anniversary at the International Area Meeting held during the FMCA International Convention in Tucson, Arizona. Bob Weithofer, INTO Area president, presented the club with a certificate, accompanied by the following letter from FMCA National President, Gary Milner.

March 18, 2024

Dear Diesel RV Club Chapter:

On behalf of Family Motor Coach Association I would like to congratulate the members of the Diesel RV Club Chapter on your twentieth anniversary.

Chapters are a very critical part of the Family Motor Coach Association. They are the foundation and the basis for our governance structure. However, a chapter’s most important function is to provide an environment where fellow RV owners gather together in fun and fellowship to enhance their experience as an FMCA member.

Participating in a chapter enriches our membership and strengthens the bonds that develop among us. Keeping a chapter active over a period of time involves all the members working together for the good of the chapter, and we wish to recognize and pay tribute to the time and talent contributed by your members that has led to your success.

Please accept my sincere congratulations as you celebrate your twentieth anniversary. We extend our best wishes for many more years of fun and camaraderie.

Best regards,

Gary Milner
National President
Family Motor Coach Association



INTO Area President Bob Weithofer, presents a 20 Year Anniversary Certificate to Diesel RV Club members Cathy Good and Ken Carpenter.



- ✓ Diesel RV Club FAQs
- ✓ Why Join
- ✓ Become a Member

We're here ...



... Where are you?

Diesel RV Club FAQs

Q. How much is membership?

A. Membership is \$25 per year (eNews and/or printed newsletter via USPS), and is due on the anniversary of club membership.

Q. What do I get for being a member?

A. Membership entitles you to full access to the Diesel RV Club website, the Technical Forum, *Travelore* (Newsletter), and discounts from our Valued Partners.

Q. How do I find the Club's home page and the diesel engine forum?

A. Everything can be accessed from this URL:

<http://www.dieselryclub.org>

To go directly to the engine forum:

<http://forum.dieselryclub.org>

Q. What do you do at rallies?

A. A typical rally is about four days long with multiple maintenance seminars, hobby and how-to sessions, group social and get-acquainted times, catered meals, evening entertainment, dancing, and time to see local sites. Rallies may include silent auctions, access to some coach services and presentations by RV vendors

Q. What is the upcoming rally schedule?

A. You can find the schedule of upcoming rallies on the Club website, along with planned rally activities. You can also register online as well as download, print, complete, and mail the registration form.

Q. Do you have any charity and fundraising activity?

A. Although the Chapter's purpose is to educate its members, we do contribute to various charities and organizations in the areas where rallies are held.

Why Join the Diesel RV CLUB?

- Exchange information on RVing and diesel engines with hundreds of diesel enthusiasts at the state-of-the-art Diesel RV Technical Forum and seminars at all DRVC rallies.
- Enjoy fun and fellowship through the Club's full-color newsletters and at club rallies held across the country.
- Attend FMCA activities, such as area rallies and FMCA conventions, with others from the Diesel RV Club.
- Take advantage of 5% to 10% discounts on parts and service through our exclusive Valued Partner arrangements as well as a discount on parts at O'Reilly Auto Parts stores nationwide.
- Share tech tips, travel advice, and problem-solving information with fellow Diesel RV Club members.
- Meet interesting people, form lasting friendships, learn more about motorhoming, swap coach modification and maintenance information, and visit interesting places while creating lasting memories.

How to Become a Member

Complete and mail the form on the next page or signup online!

If you have other questions, email one of the following officers:

President: Dee Blocker – president@dieselryclub.org

Membership: Pam Stalnaker – canoepam@yahoo.com

Publications: Cathy Good – vp-publishing@dieselryclub.org





Diesel RV Club — Membership Enrollment Form

Mission Statement: We are a club for RV owners with an interest in diesel engines including how to maintain them, get maximum performance, and keep repair costs to a minimum. Rallies always include social activities and technical seminars and are conducted in all areas of the U.S.

Membership in FMCA is required for full Diesel RV Club affiliation.

Membership Type (check one): Regular or 1st Year Free, provide FMCA Number _____ Forum Plus

Names: _____

Pilot — *First*

Pilot — *Last*

Co-pilot — *First*

Co-pilot — *Last*

Mailing Address: _____

Street/P.O. Box

City

State/Prov

Postal Code

Shipping Address: _____

Street — *no P.O. box please*

City

State/Prov

Postal Code

Phones: _____

Home or Office

Pilot's Mobile

Co-pilot's Mobile

E-mail Addresses: _____

Pilot

Co-pilot

Occupations (if retired, former occupations):

Pilot

Co-pilot

Emergency Contact: _____

Name — *normally not with you*

Telephone

Relationship

Newsletter Delivery Choice (check one): Email Only Postal Only Email & Postal

Referred by Member: _____

Your RV Information:

RV Mfg: _____ Model: _____ Length: _____ Slides: _____ VIN: _____

Engine Mfg: _____ Model: _____ Rated HP: _____ Serial No.: _____

Make checks payable to **Diesel RV Club** and mail to:

Diesel RV Club
3916 Potsdam Ave. PMB #1107
Sioux Falls, SD 57104-7048

Note: Please feel free to duplicate for other FMCA members who are interested in Diesel RV Club Membership. Online enrollment available on the Club website — <https://dieselryclub.org> — under the “JOIN” tab.

REGULAR MEMBERSHIP DUES ARE \$25 PER YEAR

<i>— FOR CLUB USE ONLY —</i>	
Amount Received:	\$ _____
_____/_____/_____	_____/_____/_____
Date Received	Renewal Date
Check # _____	Cash _____
Revised February 2022	

Find your perfect campsite with CampgroundViews virtual tours. Never have to guess again if you fit in the spot you want.



CampgroundViews, Valued Partner, offers DRVC members a 10% discount on our Annual and Journey Camper Memberships with code Diesel-RV-Club. Register at:

<https://www.campgroundviews.com/?aff=DieselRVClub>

- Over 1,000 Campgrounds with 35,000 Campsites Available Now!
- Stop wasting your time and money guessing when you can:
 - Visit the campground
 - See the roads
 - See the sites
 - Click the site for more details
 - Click the site to book it
 - All of this without wasting a single gallon of gas to “find out”!



WHOLESALE WARRANTIES

AVOID COSTLY RV REPAIRS
GET THE PEACE OF MIND YOU DESERVE

Wholesale Warranties only works with extended RV warranties with a proven history of positive customer service and easy claims processing. For more information on RV warranties and to learn the type of warranty that is right for you, visit Wholesale Warranties at

WILL MY RV BREAK DOWN?

3 OUT OF 10 RV'S HAVE A MAJOR BREAKDOWN BY THEIR 2ND YEAR

8 OUT OF 10 BY THEIR 5TH YEAR...

NEARLY **EVERY** RV BY THEIR 8TH YEAR ON THE ROAD!

<http://www.wholesalewarranties.com/rv-landing-page/?sr=DieselRVClub>

Get a Free RV Insurance Quote Online through DRVC!
<https://www.myrvquote.com/drv>

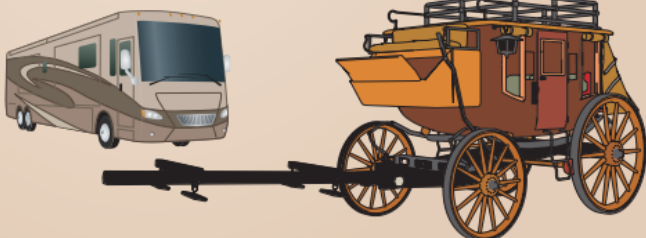
OVERLAND INSURANCE SERVICES

Overland Insurance has been a premier supplier of affordable Recreational Vehicle insurance for over 40 years.

Look no further when you want the best RV insurance coverage at the lowest possible cost.

Let Overland Insurance Services prepare a customized motor home or travel trailer insurance proposal. You'll be amazed how much coverage your premium dollar will buy.

*Any RV - Any Size
 Any Time - Online*



rvwheelator.com

RV Wheelator® is the Best Thing that has happened to the “For Sale By Owner” RV market since the invention of the slide out.

RV Wheelator®, Valued Partner, offers:

- ⇒ Industry proven way to set selling price.
- ⇒ Guaranteed the most money & least hassle.
- ⇒ Guaranteed buyer at your agreed price.
- ⇒ Personal control of settlement and delivery.



SCAN ME

www.rvwheelator.com/dieselryclub

Valued Partner List



Let them know up front you want to take advantage of their discount program for DRVC members. Be prepared to show your membership card.

Caterpillar Dealers

Carolina CAT — 10% discount on parts and service up to a limit of \$250. Caterpillar dealer in North Carolina with locations in Asheville, Charlotte, Greensboro, Monroe, and Statesville.

<https://carolinacat.com>

Gregory Poole Equipment Co. — 10% discount on parts and service. A Level 3 Certified Caterpillar RV Service Center. North Carolina locations include Fayetteville, Garner and Mebane.

www.gregorypoole.com

MacAllister Power Systems — 10% discount on parts and service. Caterpillar dealer throughout Indiana with locations in Indianapolis, Fort Wayne, Lafayette, South Bend, Terre Haute and Washington.

www.macallister.com/107/parts-service

Mustang Caterpillar — 10% discount on parts and service. Caterpillar dealer with locations throughout Southeast Texas in Houston, Beaumont, Bryan, and El Campo. 713.861.0777

www.mustangcat.com

Yancy Power Systems — 10% discount on parts and service. Caterpillar dealer serving Georgia with locations in Conley, Austell, Augusta, Resaca, and Pooler.

www.yanceybros.com/map

Freightliner Oasis Service Centers

Premier Truck Group of Tulsa — Freightliner Oasis Dealer offering a 10% discount on parts and service at its location at 5104 W. 60th Street, Tulsa, Oklahoma. 918.445.5300

www.atcfreightliner.com

Stoops Freightliner — Division of Truck Country. Freightliner Oasis Dealer offering a 10% discount on parts and service at locations at 12247 Declaration Dr., New Haven, Indiana (260.749.8587) and 1653 State Highway 9, Decorah, Iowa. (563.382.6551)

<https://www.truckcountry.com/locations/>

Independent Service Centers

Accelerated Diesel — Full service diesel engine and drive train repair. They have over 40 years combined experience with all diesel engines. Every coach receives a free vehicle inspection and coming soon, turnkey RV storage. Show your membership card and get a 10% discount on service (labor) provided at their location at 12614 County Road 431, Tyler, Texas. 903.881.9765.

<https://accelerateddieselyler.com/>

Leisure Coachworks — 10% discount on parts; 15% discount on labor performed at their location. Provides service for most major makes and models of motorhomes and other RVs. They offer a free RV wash and carpet shampoo with every qualified service. Services include upgrades, collision, accidental damage, and maintenance service. 14620 Rancho Vista Drive, Fontana, CA. 909.428.6775.

<https://leisurecw.com>

Luxury Coach Service — extending a 15% discount on parts and labor to all DRVC members and associates. LCS is a convenient, one-stop shop for all preventive RV repair and maintenance services on motor coaches from class C to luxury class A. Certified technicians, a 40-bay service facility and spacious parts department ensure your expectations will be met in a professional and timely fashion. Located at 1750 E. Interstate 30 in Rockwall, TX 75087. 972.771.6200.

<https://luxurycoachservice.com>

(Continued on page 18)

Valued Partner List

(Continued from page 17)

Oregon Motorcoach Center — Offers a 10% discount on parts. A certified service center specializing in RV restoration, renovation, custom van conversions, repairs and maintenance. Located at 29417 Airport Rd, Eugene, Oregon. 541.762.1505.
<https://oregonmotorcoachcenter.com>

RVinciDENTS — 10% discount on parts and services. An RV repair, body and paint specialty company providing high quality repair services for all types of RVs, buses and trailers. Located at 2042 James River Ct., Nixa, Missouri. 417.725.2900.
www.rvincident.com

Mercedes-Benz (Sprinter Dealers)

Mercedes-Benz of Arrowhead — 10% discount on parts and service offered to owners of all Sprinter chassis makes and models. 9260 West Bell Road, Peoria, Arizona. 623.583.7300.
www.arrowheadmb.com

Mercedes-Benz of Naples — 10% discount on parts and labor offered to owners of all Sprinter chassis makes and models. 501 Airport Rd S., Naples, Florida. 239.298.7125.
www.mercedesbenznaples.com

Mercedes-Benz of Westminster — 10% discount on parts and labor offered to owners of all Sprinter chassis makes and models. 10391 Westminster Blvd., Westminster, Colorado. Service 888.955.7657. Parts 888.493.8036.
www.mbwestminster.com

RV Parts & Supplies

Boogey Lights — 10% discount on its Hi-Intensity LED lighting specifically designed for outdoor use on RVs when purchased online or by calling 800.847.1359.
www.boogeylights.com

O'Reilly Auto Parts — Diesel RV Club members may take advantage of a discount program with O'Reilly Auto Parts and their 3700 stores across the nation. *Members must present their DRVC membership card containing an O'Reilly program number to receive the discount on back counter parts. See www.DieselRVClub.org/o-reilly_auto for details.*

Proteng Distribution, Inc. — 10% discount on revolutionary fire suppression parts that protect motorhome systems and passengers from unnecessary harm due to fire and from systems in place that were supposed to protect them. 561.777.8364.
www.proteng.com

RV Glass Solutions — 10% discount on service with a maximum of \$75 per appointment. They have crews at FMCA Family Reunions as well as 2500 servicing locations across the US and Canada. Free estimates. 888.777.6778.
www.rvglasssolutions.com

RV Lifestyle & Services

* **Campground Views** — Offers a 10% discount on Annual and Journey Camper Memberships with code Diesel-RV-Club. Campground Views offers a free search engine, and membership provides access to virtual campground tours with detailed site information and booking capabilities. Find your perfect campsite with CampgroundViews Virtual Tours. Never have to guess again if you fit in the spot you want.
<https://www.campgroundviews.com/?aff=DieselRVClub>

Tank Rangers — 10% discount offered by all Tank Ranger affiliates. Tank Rangers, LLC, is an RV holding tank cleaning service. Tank Rangers clean the holding tanks through your dump connection using a hydro-jetting system to remove odors, mold, and debris. The process even pulls debris off sensors that may be causing inaccurate readings. They educate the RV community on care and preventive maintenance of RV holding tanks. Veteran owned and operated. Gabe & Alissa Munoz, 703.298.1699. email Gabe.Munoz@TankRangers.com
www.TankRangers.com

(Continued on page 19)

Valued Partner List

(Continued from page 18)

My RV School — Offers a 10% discount on parts and services. The premier RV training school offers training on motorized and towable RVs, as well as consulting on RV equipment, operation, and maintenance, and answers questions on fire safety training and fire suppression. Located in Riverview, Florida. 855.697.8123.

www.myrvschool.com

* **Overland Insurance Services** — Overland Insurance has been a premier supplier of affordable RV Insurance for over 40 years. Look no further when you want the best RV insurance coverage at the lowest possible cost. Let Overland Insurance Services prepare a customized RV insurance proposal. You'll be amazed how much coverage your premium dollars will buy.

<https://www.myrvquote.com/drv>

SkyMed — The Premier Emergency Air Transportation Member Service. Ranked number 1, the only company that transports members by their choice to their home hospital. Membership fees locked in life when renewed on time. Ultimate plan protects at home or away and includes Global Emergency Travel Services and more. Discount varies and depends on the plan selected. Rita & Bill Sax, SkyMed Ambassadors. 618.972.9886.

* **RVWheelator** — RV Wheelator advises sellers on RV pricing and lists approved ads to attract potential buyers. Sellers deal directly with buyers and negotiate the sale. RV Wheelator places “no cost” ads to attract buyers and charges the buyer a 5% commission. The Diesel RV Club, an affiliate of RV Wheelator — Brand Ambassador — is to receive 10% of the commission on any sales initiated through connections established using the following link:

<https://rvwheelator.com/dieselryclub/>

* **Wholesale Warranties** — Wholesale Warranties only works with extended RV warranties with a proven history of positive customer service and easy claims processing to ensure customers are taken care of out on the road. Their highly trained RV Warranty Specialists to find the right policy for you and provide access to internal Claims Department who will answer all questions on claims & coverage, and act as an added layer of support at the time of breakdown.

<http://www.wholesalewarranties.com/rv-landing-page/?sr=DieselRVClub>

* These are Affiliated Partners — Valued Partners that pay a commission or income to the Club based on business the partner enjoys with Club members. Your support of the Affiliated Partners also supports the Diesel RV Club.



Connect with Diesel RV Club via the Internet

Website:

www.dieselryclub.org

Facebook:

www.facebook.com/groups/DieselRVClub/



Protecting Members Since 1989

- Number One in Air Ambulance Member Services
- We are the only company in the world that transports Members by their choice to their home hospital --even if it is not medically necessary.
- SkyMed guarantees your Membership fees are **LOCKED FOR LIFE** when you continue to renew your membership subscription on time.
- The **ULTIMATE SkyMed TAKES YOU HOME** membership plan protects you while at home or away and includes the Global Emergency Travel Services.

Rita & Bill Sax
 SkyMed Ambassadors
618-972-9886

The Premier Emergency Air Transportation Membership Service



14620 Rancho Vista Drive
 Fontana, CA 92335
 ph: (909) 428-6775
 fx: (909) 428-1264
<http://www.leisurecw.com>

RV INSURANCE/EXTENDED WARRANTY CLAIM REPAIR



We will pay \$100 of your deductible.
 Limit 1 per customer appointment.
 May not combine with any other offers.

- ✓ Servicing most major makes and models: Travel Trailers, 5th Wheels and Motor Homes, Specialty Trailers
- ✓ FREE RV Wash & Carpet Shampoo with Every Qualified Service
- ✓ Upgrades, Collision, Accidental Damage, & Maintenance Service.
- ✓ Alfa® Licensed Part OEM manufacturing and Distribution.
- ✓ Pet friendly & Hook ups for full time RVers

SCAN HERE with your Smart Phone

